



minimodus

AUTOMATION FOR SWING GATES
WITH LEAVES UP TO 2 m - 250 KG



MiniModus

Automation for swing gates with leaves up to 2 m - 250 kg

EASY TO INSTALL

MiniModus is the gear motor with articulated arm for swing gates with leaves up to 2 m - 250 kg. **With just 155 mm in width, this gear motor allows its fixing also on small spaces while the geometry of the articulated arm guarantees its installation also on wide posts with distance between the axle of the leave and the fixing surface of the gear motor up to 240 mm.**

COMPACT AND SAFE

MiniModus holds inside a control unit and the housing for batteries which guarantee operations also after several hours after a black-out.

The release operation, as for all KINGgates products, is simple and fast while the fixing of the gear motor to a post and on the gate is fast and comfortable to the fitter. In fact, thanks to screw-adjustable brackets, it is not necessary any operation of welding.

SMART TRADITIONAL ELECTRONICS


STARG8 control units radically simplify the installer's job, guaranteeing high levels of performance in terms of safety, time and speed of installation.

A single programming method speeds up the activation of the automatic devices and managing maintenance operations becomes simple and practical.

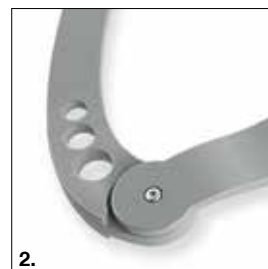
STARG8

1 control unit 24 Vdc and 1 control unit 230 Vac, for all gate motors.

Practical regulation using trimmers, self-learning gate travel programming using a single key, diagnostic LEDs and dip-switches for setting operating modes. Management of slow-down options, speed regulation and obstacle control in all versions. Plastic cover with explanatory labels and spare fuses.



1.



2.



3.

1. CONTROL UNIT


Fast regulation by trimmers and dip-switches, programming with self-learning function

2. ARTICULATED ARM

Strong die-cast aluminium arm with anti-shearing device

3. MECHANICAL LIMIT SWITCH

Strong adjustable steel limit switch



BASIC INSTALLATION

1. Operator MiniModus MA
2. Operator MiniModus SL
3. Transmitter
4. Photocells mounted on posts
5. Photocells
6. Flashing light
7. Key or digital switch

READY FOR





TECHNICAL DATA

| Code | | MINIMODUS |
|-----------------------|-------------|-----------------|
| Mains power supply | (Vac 50 Hz) | 230 |
| Motor supply | (Vdc) | 24 |
| Maximum power draw | (W) | 250 (100 slave) |
| Speed | (rpm) | 1 |
| Torque max | (Nm) | 150 |
| Working cycle | (%) | 50 |
| Protection level | (IP) | 44 |
| Operating temperature | (°C) | -20 ÷ +55 |
| Automation weight | (kg) | 6.2 |
| Operator dimensions | (mm) | 155x253x314 h |

Also available in 110 V / 60 Hz version

MINIMODUS

| Code | Motor | Control unit | Radio receiver | Mechanical stop | Fixing kit | Articulated arm | Wing max dimensions |
|--------------|--------|--------------|----------------|-----------------|------------|-----------------|---------------------|
| MiniModus SL | 24 Vdc | - | - | • (1) | • | • | 2 m - 250 kg |
| MiniModus MA | 24 Vdc | STARG8 24 | • | • (1) | • | • | 2 m - 250 kg |

MINIMODUS KIT

| Code | MINIMODUS MA | MINIMODUS SL | STYLO 4K | IDEA 24 PLUS | VIKY 30 | NOVO LT 24 PLUS | NOVO PH 180 | TAB | Wing max dimensions |
|---------------------|--------------|--------------|----------|--------------|---------|-----------------|-------------|-----|---------------------|
| MiniModus Kit 24 | • | • | • (2) | • | • | | | • | 2 m - 250 kg |
| MiniModus Kit 24 LT | • | • | • (1) | | • | | | | 2 m - 250 kg |
| MiniModus Kit 24 NV | • | • | • (2) | | | • | • | • | 2 m - 250 kg |

24 V version also available for markets with 110 V / 60 Hz mains power supply



MINIMODUS MA



MINIMODUS SL



STYLO 4K



IDEA 24 PLUS



VIKY 30



TAB



NOVO LT 24 PLUS



NOVO PH 180





LOCK H0
Horizontal
electro lock 12 V



LOCK VE
Vertical
electro lock 12 V



BAT M 016
24 V 1.6 Ah battery

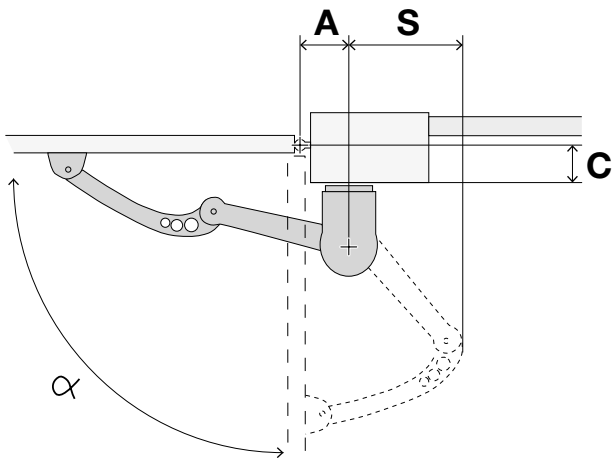


BAT K3
Battery charge card
for BAT M 016

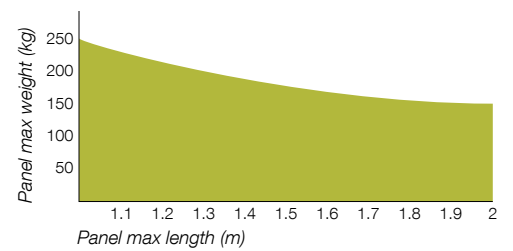
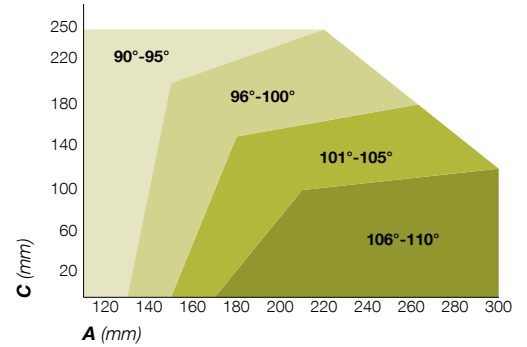


STARG8 24
24 Vdc spare control unit

LIMITS OF USE FOR THE PRODUCT



| A | C | S | α |
|-----|-----|-----|----------|
| 130 | 30 | 60 | 95 |
| 180 | 30 | 110 | 105 |
| 135 | 60 | 65 | 95 |
| 195 | 60 | 125 | 105 |
| 140 | 90 | 70 | 95 |
| 205 | 90 | 135 | 105 |
| 140 | 120 | 75 | 95 |
| 220 | 120 | 155 | 105 |
| 145 | 150 | 80 | 95 |
| 230 | 150 | 170 | 105 |
| 150 | 180 | 85 | 95 |
| 250 | 180 | 185 | 105 |
| 165 | 210 | 100 | 95 |
| 205 | 240 | 170 | 95 |



THE KING SPECIALIST



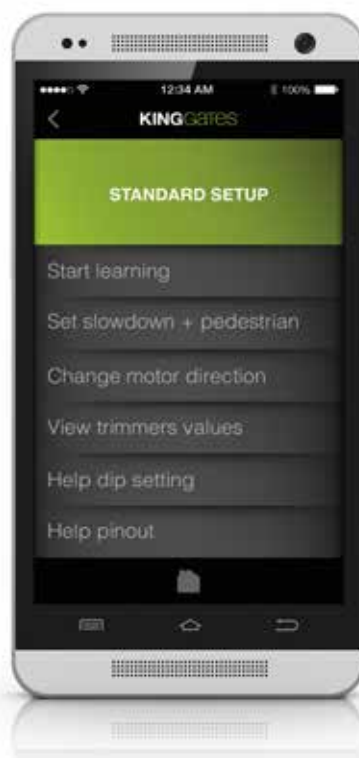
KINGspecialist app for installers

The KINGspecialist app allows you to complete all installation setup phases directly from your smart phone or tablet.

Thanks to the wifi module,

which can be coupled to STARG8 central units, every professional can now manage all the functions offered by the KING Smart Traditional electronic device simply and intuitively.

The App also introduces new functions, such as scheduling of periodical system maintenance, central unit check-ups and remote control management.



KINGgates relies on a network of expert professional installers.

KINGspecialist is a programme available only to installers: KINGgates quality in the form of a service. Installer-friendly innovations and continuous updates to keep growing together.



KINGgates
www.king-gates.com

KING GATES srl
Via A. Malignani 42
33077 Sacile (PN) Italy
Ph. +39 0434 737082
Fax +39 0434 786031
info@king-gates.com